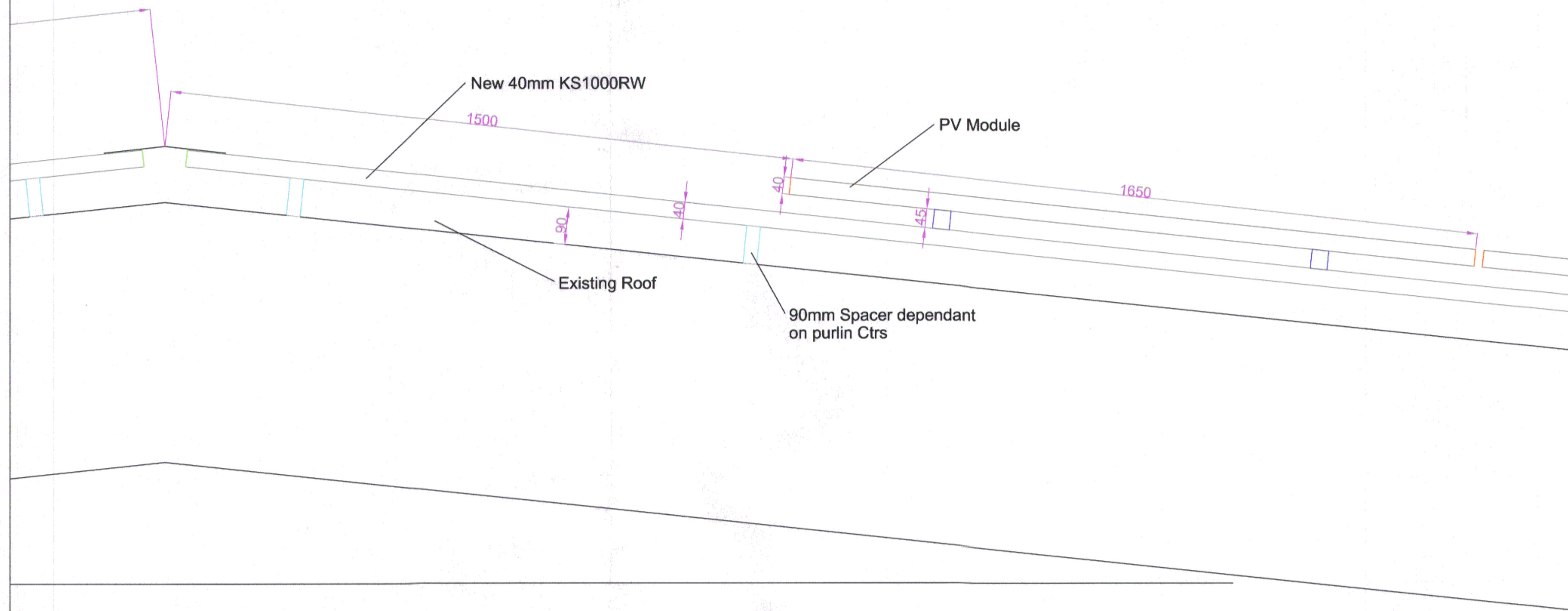

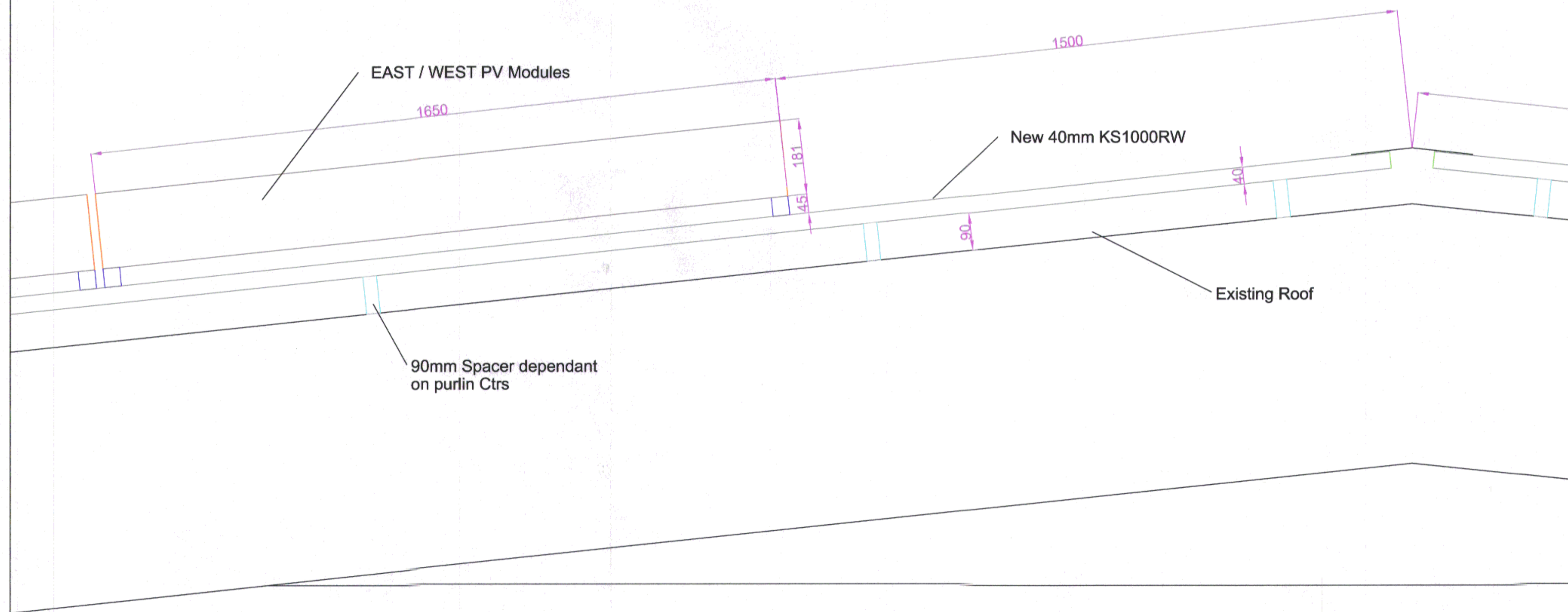


### NORTH SLOPE TYPICAL SECTION



All South Slopes will use the in plane PV system, which is 80mm above roof line  
 All North Slopes will use the East / West PV system, which is 221mm above roof line

### SOUTH SLOPE TYPICAL SECTION



REV	DESCRIPTION	DRN	CKD	DATE
-	-	-	-	-

**Integrated Solar Solutions**

Kingspan Insulated Panels,  
 Kingspan Ltd  
 Greenfield Business Park No.2,  
 Holywell, Flintshire,  
 CH8 7GJ, UK.  
 t: 01352 717232  
 w: www.kingspanpanels.com

STATUS	FOR INFORMATION			
PROJECT	KINGSPAN SHERBURN UK			
TITLE	Typical Sections			
DRN	AH	CKD	RC	
DATE	04/11/14	REV	0	
		DWG NO. 1002		